

T2000.HXX Curve LED downlight

Datasheet



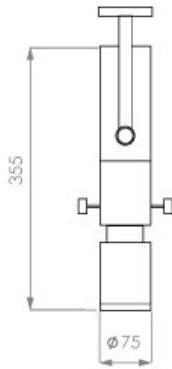
Product codes

Unit: T2000.HXX	Base Type: E3	Series: CR	Colour temp.: 2.7K 3K 4K	Beam angle (°): X	Colour: B (Black)
---------------------------	-------------------------	----------------------	--	-----------------------------	-----------------------------

Dimensions (mm)

Front view

Side view



Electrical

Colour temperature:
3000K or 4000K or
2700K

Input voltage:
220-240V

Power usage:
30W

IP rating:
IP20

Surge protection:
3100V

Dimmable:
No

Operational

Lumen output:
900lm

Beam angle:
X°

Light quality (CRI):
93CRI

SDCM:
2MacAdam Steps

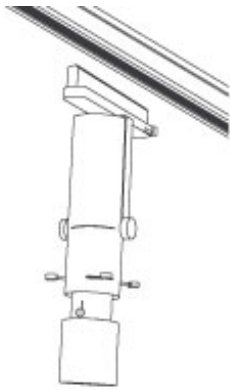
Physical

Fascia colour:
Black

Warranty:
5 years

Type:
Eurotrack

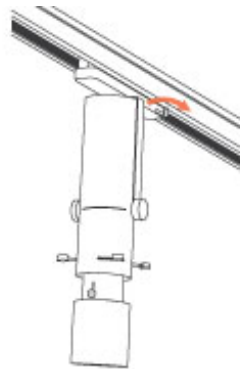
Installation



Step 1
Align the track connector with the track.



Step 2
Insert the T2000.HXX into the track channel, ensuring the track base tabs are in the open position and that the direction of the T2000.HXX is correct. This is dependant on where the contact points are in the track.



Step 3
Push the locking tabs into the track base to secure the fitting.



Step 4
Once the light is locked into the track, orient the luminaire to focus the light as required.