

D700+.Trio Curve LED downlight

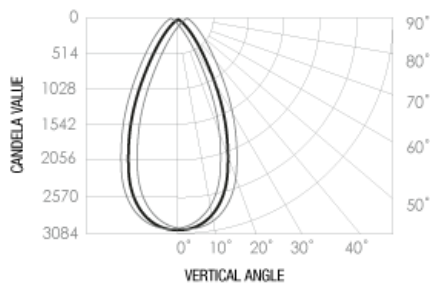
Datasheet



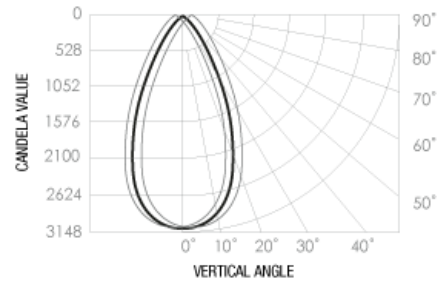
Product codes

| | | | | |
|----------------------------|----------------------|--------------------------------------|------------------------------|------------------------------------------|
| Unit: D700+.TRIO | Series: CR | Colour temp. (K): 3K 4K | Beam angle (°): 55 | Colour: B (Black) W (White) |
|----------------------------|----------------------|--------------------------------------|------------------------------|------------------------------------------|

Photometrics



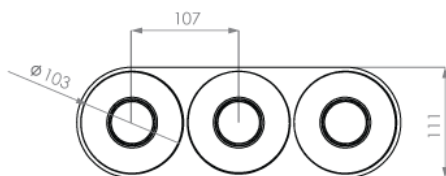
Source lumen output: 2935lm
Delivered lumen: 2190lm
Efficacy: 69lm/W
Colour temp.: 3000K
Beam angle: 55°



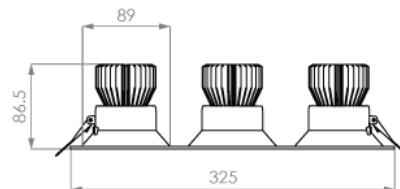
Source lumen output: 2995lm
Delivered lumen: 2235lm
Efficacy: 70lm/W
Colour temp.: 4000K
Beam angle: 55°

Dimensions (mm)

Front view



Side view



Electrical

| | | | | |
|-----------------------------------|------------------------------|------------------------------------|---------------------------|---------------------------------|
| Input voltage: 220-240V | Power usage: 31.8W | Driver power factor: 0.9 | IP rating: IP44 | Surge protection: Yes |
| Cable length: 1.2m | Dimmable: Yes | Driver: BG-010BSD-235mA | | |

Operational

| | | | | |
|-------------------------------|--------------------------------------|----------------------------------------|------------------------------|-------------------------------------------|
| Average temp.: 65°C | Ambient temp.: -28 to 60°C | Lifetime: 70,000 hrs (@TA25) | Thermal rating: IC | Source Lumens: 2935lm or 2995lm |
|-------------------------------|--------------------------------------|----------------------------------------|------------------------------|-------------------------------------------|

Physical

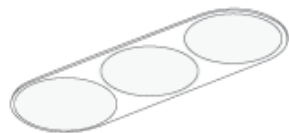
| | | |
|-------------------------|-----------------------------------|-----------------------------|
| Weight: 1800g | Gimbal angle: Universal | Warranty: 7 years |
|-------------------------|-----------------------------------|-----------------------------|

Compatibility

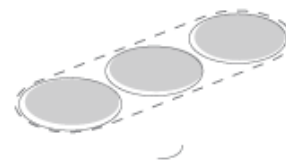
Recommended Dimmers:
Compatible with leading home automation systems and dimmers.
Recommended Dimmers:
Universal, Trailing Edge, Leading Edge.
Dali option available on request.

*For more details please refer to:
<https://brightgreen.com/digital-driver>
All systems are unique, please
call 1300 672 499 for advice on your installation.

Installation



Step 1
Using the Trio fascia plate as guide, trace the hole cut-outs in the desired position.

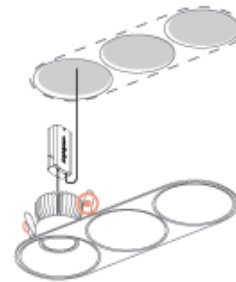


Step 2
Use a 92mm holesaw to cut each of the traced holes.

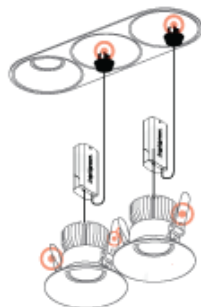
Installation



Step 3
To hold the plate into the ceiling, pull back the spring of one luminaire and insert it into the plate.



Step 4
Plug its driver to the mains socket then pull the springs up and insert the luminaire into the hole cavity.



Step 5
With the plate in position, plug in the remaining 2 drivers and insert the luminaire into the remaining 2 hole cavities.



Step 6
Installation now complete.